



## Performance features

- AHF 95 Classic / AHF 95 Art

- AHF 105 Modern / AHF 105 S Integral

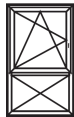
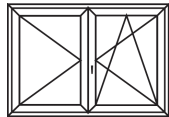

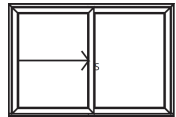
- AHF 115 Classic / AHF 115 Art

Manufacturer:

Kneer GmbH - Fenster und Haustüren - Horst-Kneer-Straße 1 - 72589 Westerheim

SÜD-FENSTERWERK GmbH & Co. Betriebs-KG - Rothenburger Straße 39 - 91625 Schnelldorf

According to DIN EN 14351-1:

Performance characteristics		Single-sash window with downlight	Double-sash window	Single-sash balcony door	HST
					
1.	Resistance against windload – test pressure and frame deflection	<b>up to B3</b>	<b>up to B3</b>	<b>up to B3</b>	<b>up to B3</b>
2.	Driving rain resistance – unprotected	<b>up to 7A</b>	<b>up to 7A</b>	<b>up to 7A</b>	<b>up to 5A</b>
3.	Air permeability	<b>3</b>	<b>3</b>	<b>3</b>	<b>3</b>
4.	Heat transition coefficient Uw (W/m <sup>2</sup> K)	<b>0,74 - 1,5</b>	<b>0,74 - 1,5</b>	<b>0,74 - 1,5</b>	<b>on request</b>
5.	Sound protection	<b>32-45dB</b>	<b>32-45dB</b>	<b>32-45dB</b>	<b>on request</b>
6.	Load capacity of safety devices	<b>requirements fulfilled</b>	<b>requirements fulfilled</b>	<b>requirements fulfilled</b>	<b>requirements fulfilled</b>
7.	Hazardous substances	<b>none</b>	<b>none</b>	<b>none</b>	<b>none</b>
12.	Burglar resistance	<b>up to RC 2</b>	<b>up to RC 2</b>	<b>up to RC 2</b>	<b>up to RC 2</b>

The indicated performance characteristics represent the product characteristics of the tested specimen.

The possibility of combining performance characteristics shall be examined on a case-by-case basis. The values given may vary depending on the construction.

